

forming elemente



perfekte Qualität und Funktionalität mit Postforming Elementen nach Maß

keramik



Besonderheiten

- fugenloser Übergang von der Fläche zur Kante
- sanfter Abschluss durch die Rundung
- stoß- und kratzfeste Oberflächen
- langlebig und widerstandsfähig
- pflegeleicht, hygienisch
- einfache Bearbeitung und Montage
- Ausführung als Leichtbauvariante möglich
- Fertigung nach Kundenwunsch
- Dekore aller Hersteller möglich

postforming elemente handgearbeitet in österreich

Die hohe Qualität und perfekte Funktionalität von Postforming Elementen erfreut sich sowohl im Objekt- als auch im Wohnbereich großer Beliebtheit. topform ist Ihr erfahrener Spezialist was die Planung und Umsetzung von Postforming Elementen nach Maß betrifft. forming elemente von topform sind die ideal für herausfordernde Einsatzgebiete: lassen Sie Ihrer Kreativität freien Lauf – wir finden gerne die perfekte Lösung für Ihre Bedürfnisse!

Die zahlreichen Anwendungsgebiete von Postforming Elementen inkludieren beispielsweise auch höchst anspruchsvolle Bereiche wie die hygienische Ausstattung eines Krankenhauses, oder individuelle Objektlösungen für den kommerziellen Bereich, aber auch den Küchenbau, in dem forming elemente bereits zu einem wahren Klassiker geworden sind.

topform forming elemente verkörpern sowohl zeitlos elegantes Design als auch technische Finesse, und beeindrucken mit Praktikabilität und Langlebigkeit. So sind sie die perfekte Wahl für Einrichtungs-elemente, die hygienisch und ästhetisch zugleich sein sollen – und dennoch ganz nach Ihren Wünschen.

In langjähriger Erfahrung hat topform die Umsetzung von unterschiedlichsten forming elementen stets optimiert, und kann nun mit Stolz sagen, einer der federführenden Betriebe der Branche zu sein. Die Fertigung erfolgt auftragsbezogen nach Kundenwunsch: mit Dekoren verschiedener Hersteller und einer großen Auswahl an Trägermaterialien wie zum Beispiel Sperrholz, MDF, Span oder einer Leichtbauvariante lassen sich individuell passende Kombinationen für Ihr Projekt konfigurieren.

EINSATZBEREICHE FÜR TOPFORM FORMING ELEMENTE

- Arbeitsplatten
- Waschtische
- Fensterbänke
- Pulte
- Regalböden
- Wandborde
- Schreibtische
- Möbelfronten
- Türen
- Handläufe
- Wandverkleidungen
- Säulenverkleidungen
- Vitrinen

... und vieles, vieles mehr

SCHÜTZEN SIE IHRE ARBEITSPLATTE!

Der Einbau einer flächenbündigen Spüle oder eines Keramikunterbaubeckens hebt die Arbeitsplatte optisch hervor und ist zudem äußerst hygienisch, da fehlende Kanten und Ränder Schmutzfugen verhindern. Mit der topform Spezialvergussmasse SVM+ versiegeln Sie Ausschnitte und Bohrungen zu 100 % wasserfest. Ein Aufquellen der Arbeitsplatte ist nicht mehr möglich.



technische information

LÄNGE (LÄ)

Produktionslänge bis 5600 mm auf Anfrage möglich.

BREITE (BR)

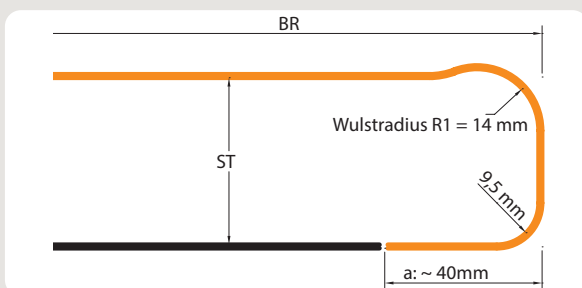
Die maximale Breite eines Elementes ist abhängig von der Schichtstoffabwicklung.

RADIUS (R)

Abhängig von Trägermaterial, Schichtstoffplattenstärke und Element – zwischen 5 und 70 mm.

Angegebener Radius = auf Trägerplatte gefräst.

WULSTRADIUS 14 MM



RÜCKFÜHRUNG (A,B,C,D)

Schichtstoff an der Unterseite 40 mm nach hinten gezogen (Standard)

Weitere Erklärungen:

Stärke (ST)

Verdoppelung (VD)

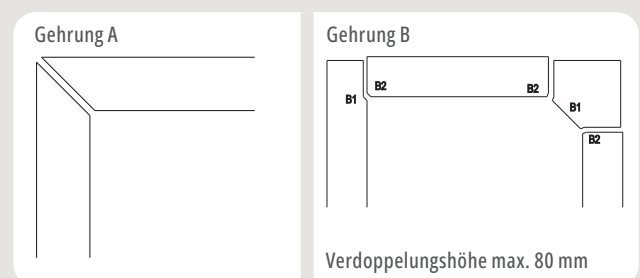
Winkelgrad (G)

Wandanschluss (WA)

Höhe (HÖ)

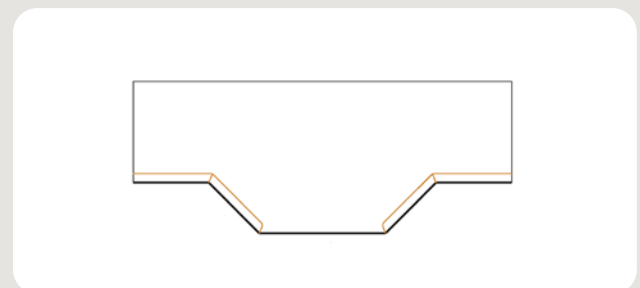
Maßtoleranzen +/- 0,5 mm

GEHRUNGSVARIANTEN)



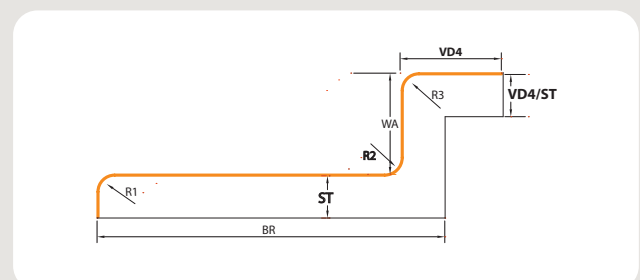
EINGESETZTE KANTEN - RUNDUNGEN

Die Breite der eingesetzten Kanten beträgt 35 mm. Verschiedene Winkel sind möglich.



VERDOPPLUNGSWEITERFÜHRUNG (VD4)

Nur möglich bei den Gruppen D und E in verschiedenen Ausführungen.



FÜR WEITERE RÜCKFRAGEN STEHEN IHNEN UNSERE MITARBEITER GERNE ZUR VERFÜGUNG!

EINBAUMÖGLICHKEITEN

von Spülen, Kochfelder, Abfallsammler usw.



Flächenbündige Spüle von oben eingebaut



Flächenbündige Spüle von unten eingebaut



Flächenbündiges Kochfeld




Keramikunterbaubecken

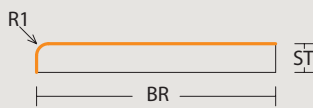
- hygienisch sauber
- einfach zu reinigen und zu pflegen
- harmonisch ebene Oberfläche
- keine Schmutzkanten oder Schmutzfugen
- absolut wasserfester Übergang zur Trägerplatte durch SVM+

gruppe A

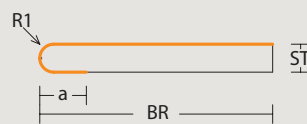
1.



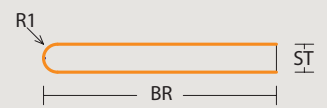
2.



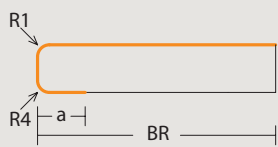
3.



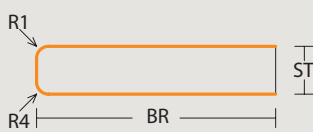
4.



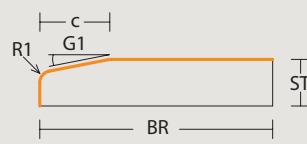
5.



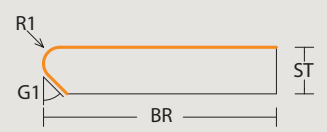
6.



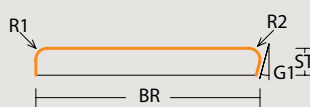
7.



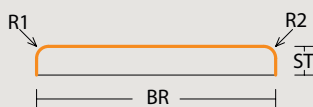
8.



9.



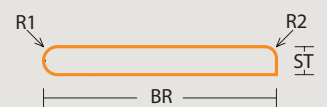
10.



11.

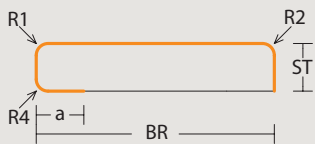


12.

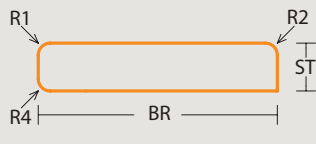




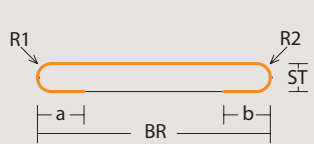
13.



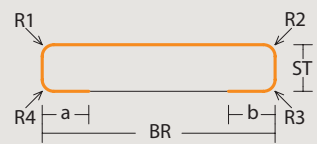
14.



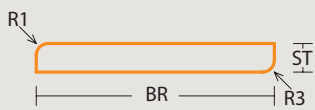
15.



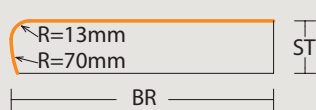
16.



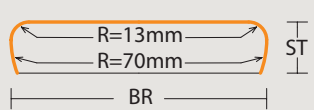
17.




18.



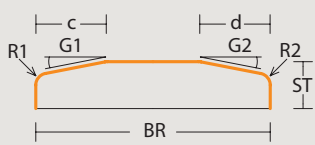
19.



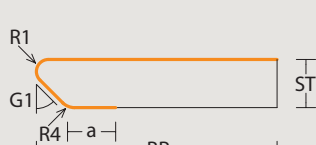
20.



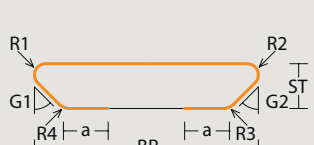
21.



22.

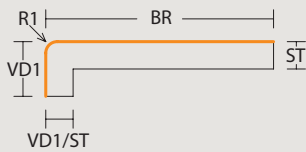


23.

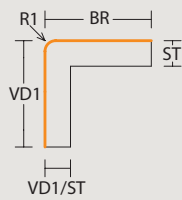


gruppe B

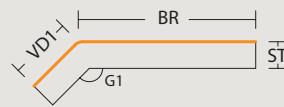
1.



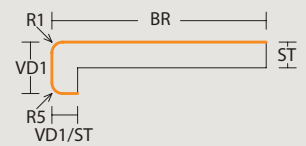
2.



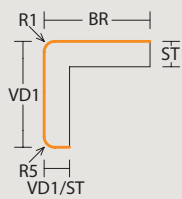
3.



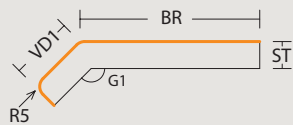
4.



5.



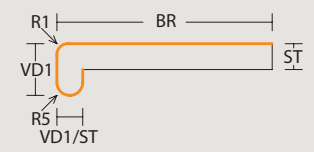
6.



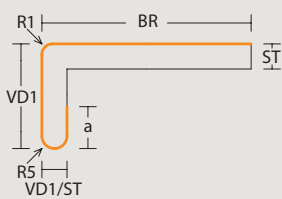
7.



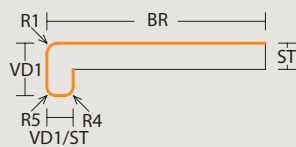
8.



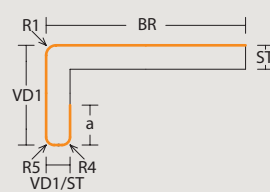
9.



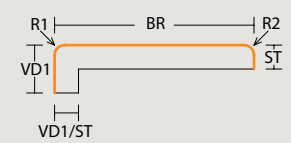
10.




11.

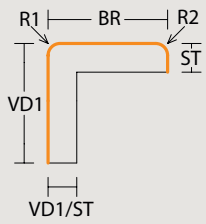


12.

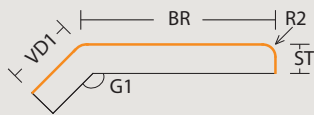




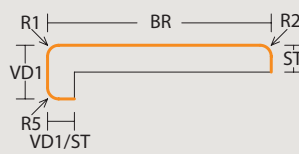
13.



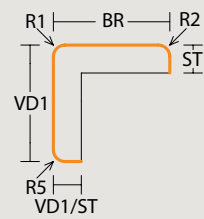
14.



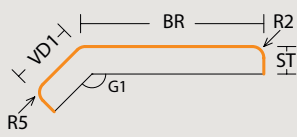
15.



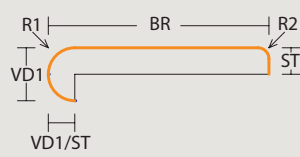
16.



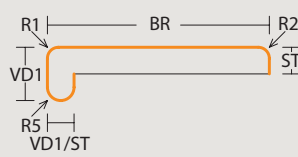
17.



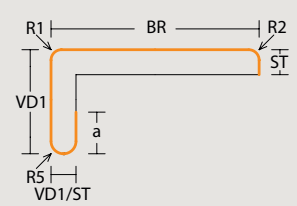
18.



19.



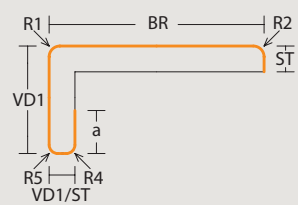
20.



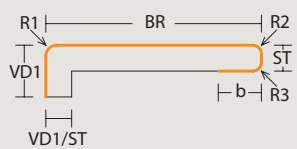
21.



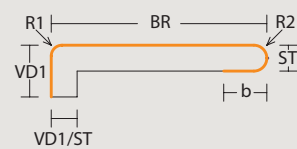
22.



23.

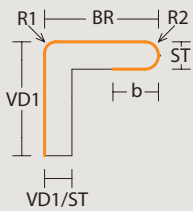


24.

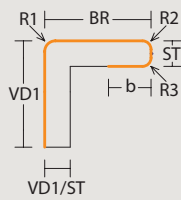


gruppe B

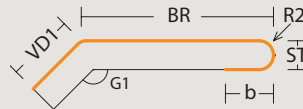
25.



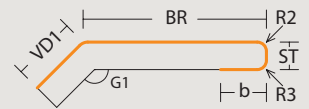
26.



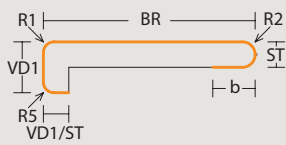
27.



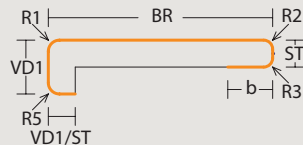
28.



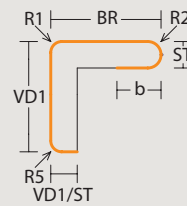
29.



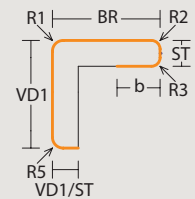
30.



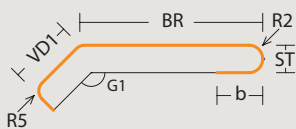
31.



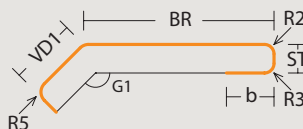
32.



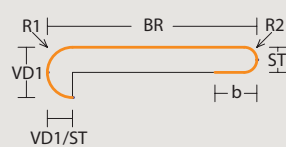
33.



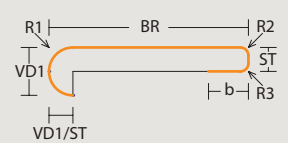
34.




35.

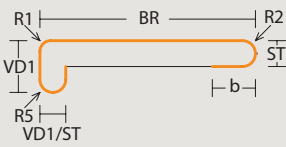


36.

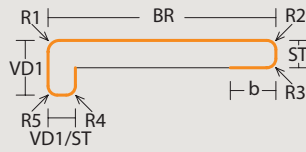




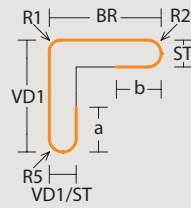
37.



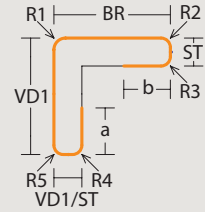
38.



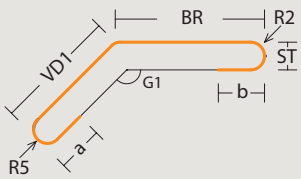
39.



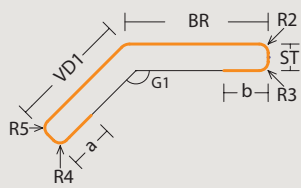
40.



41.

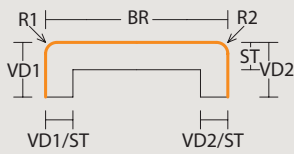


42.

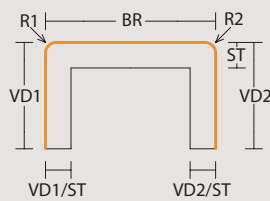


gruppe C

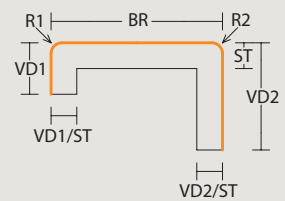
1.



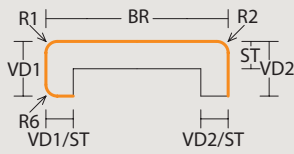
2.



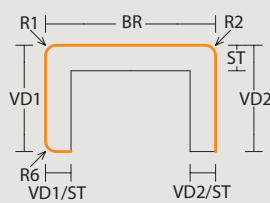
3.



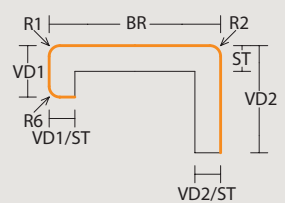
4.



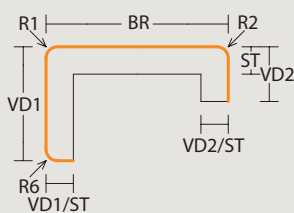
5.



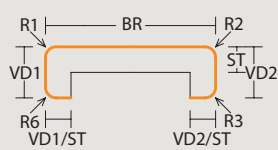
6.



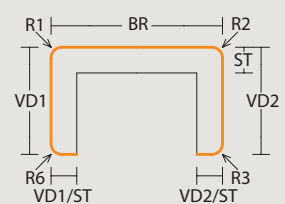
7.



8.

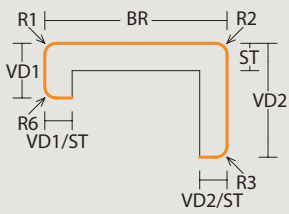


9.

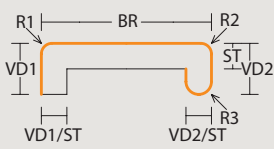




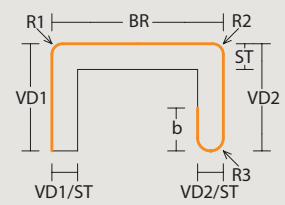
10.



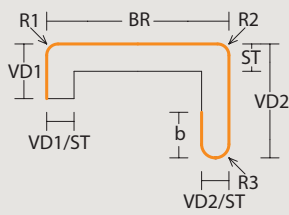
11.



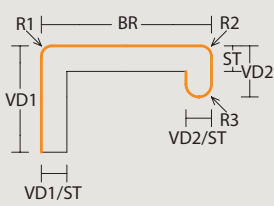
12.



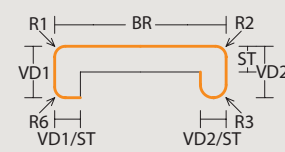
13.



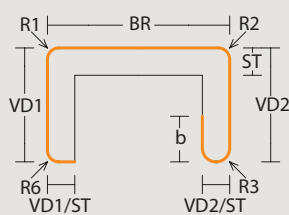
14.



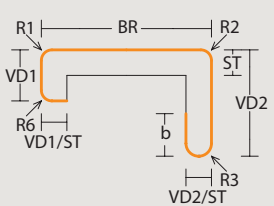
15.



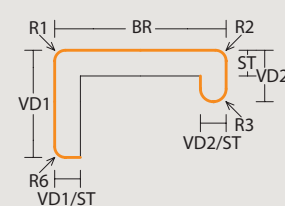
16.



17.



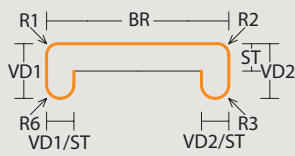
18.



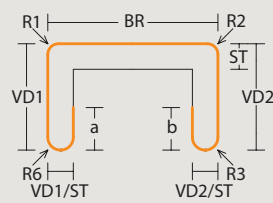
gruppe C



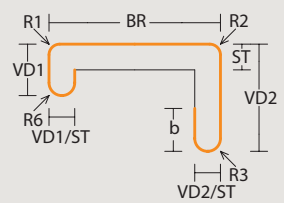
19.



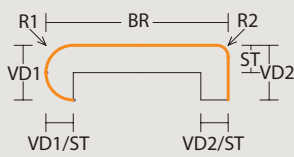
20.



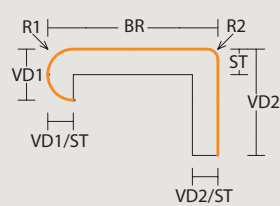
21.



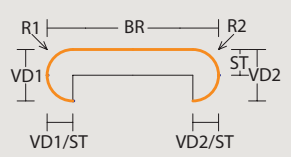
22.



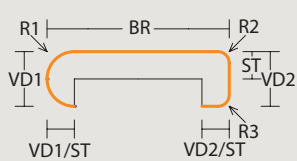
23.



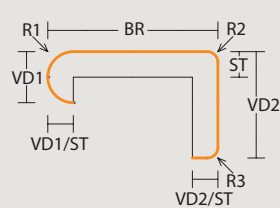
24.



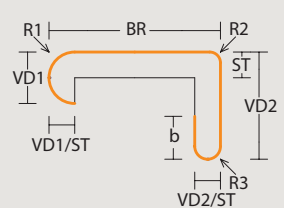
25.



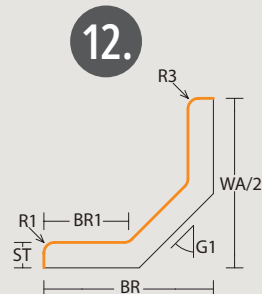
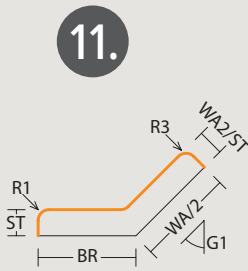
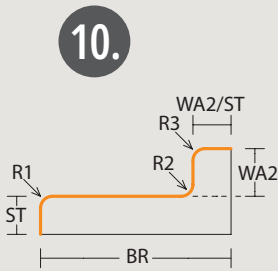
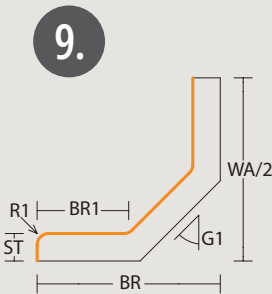
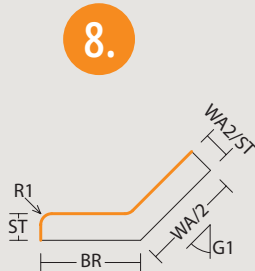
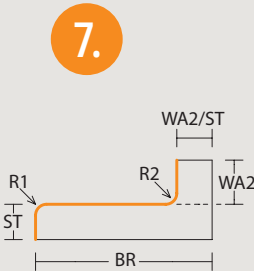
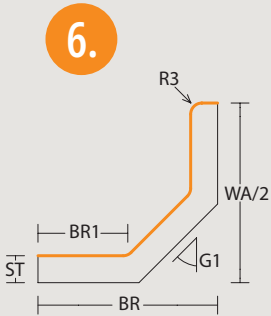
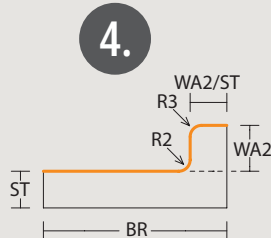
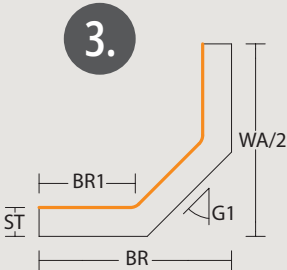
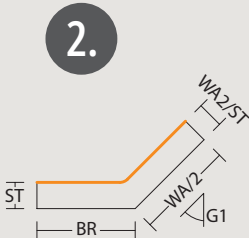
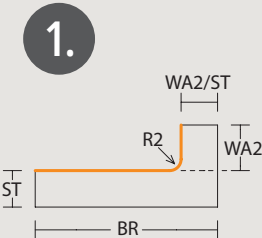

26.



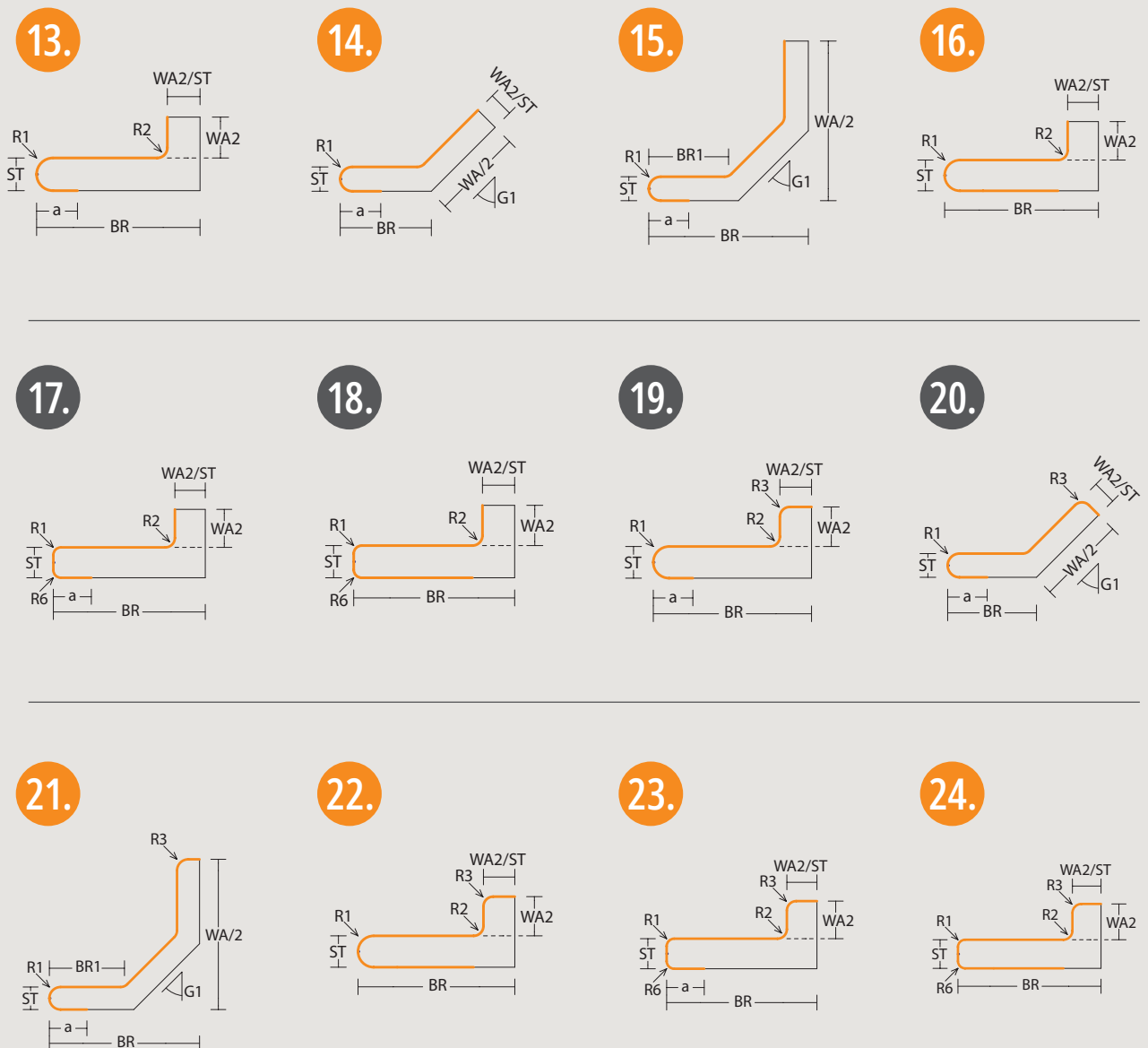
27.




gruppe D

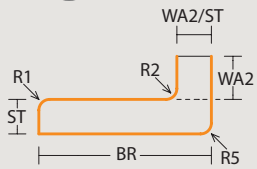


gruppe D

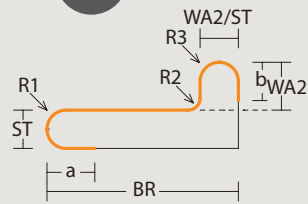




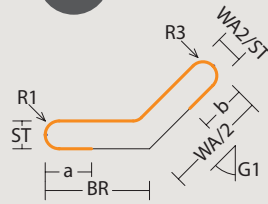
25.



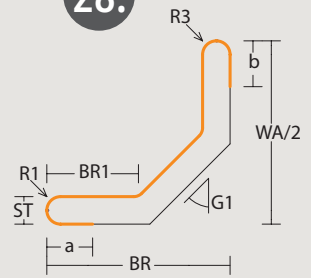
26.



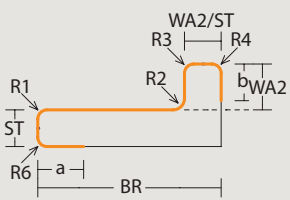
27.



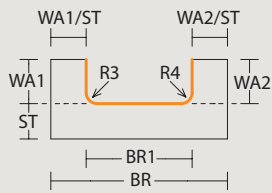
28.



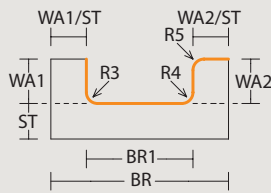
29.



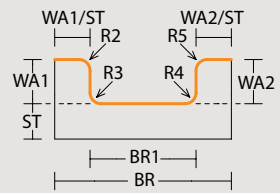
30.



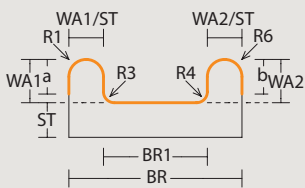
31.



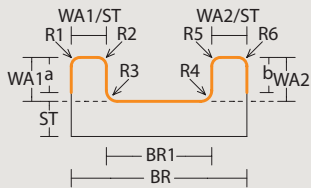
32.



33.



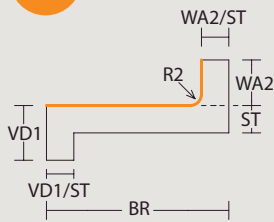
34.



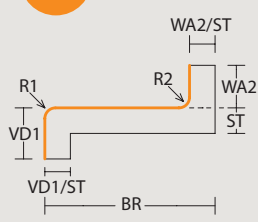
gruppe E



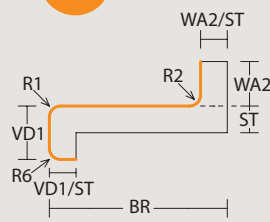
1.



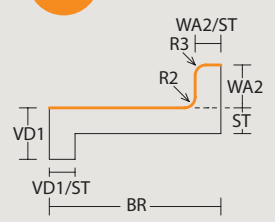
2.



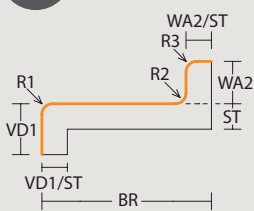
3.



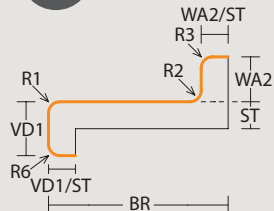
4.



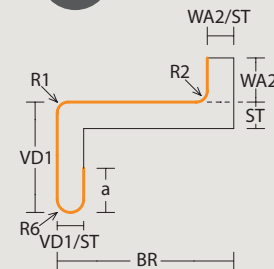
5.



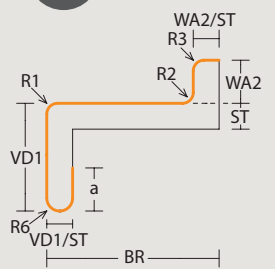
6.



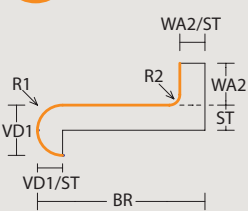
7.



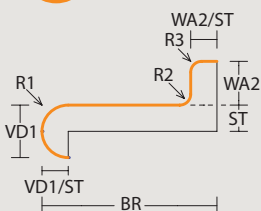
8.



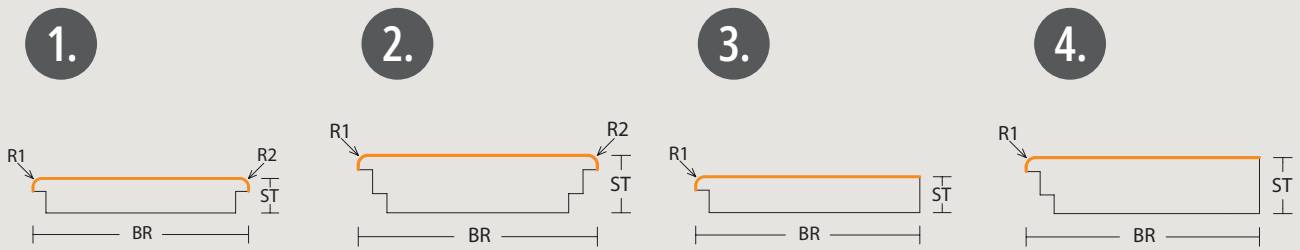
9.



10.



gruppe F

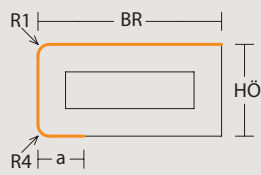


Postformingtüren


gruppe G



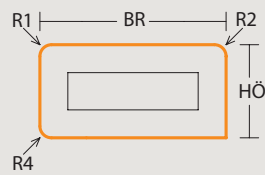
1.



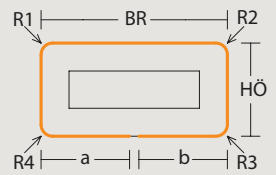
2.



3.



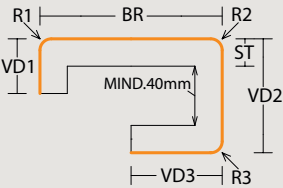
4.



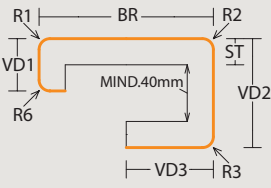
gruppe H



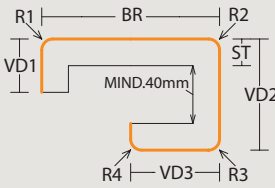
1.



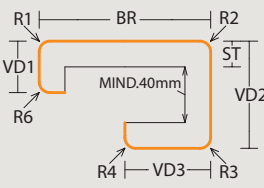
2.



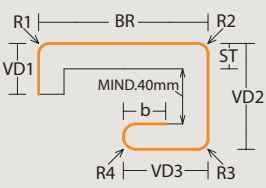
3.



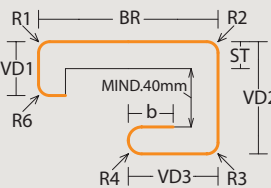
4.



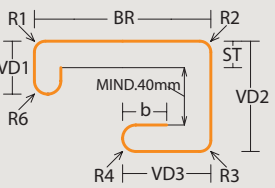
5.



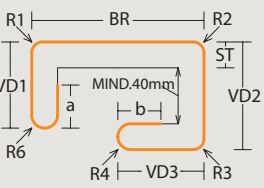
6.




7.



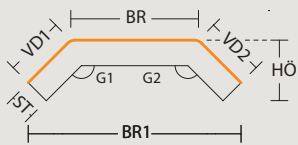
8.



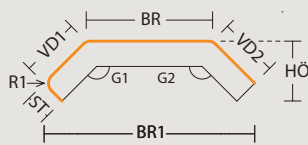
gruppe I



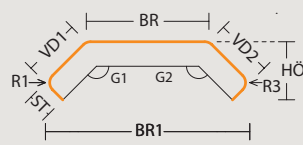
1.



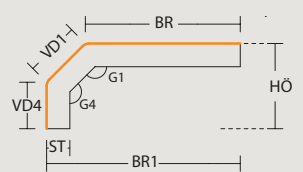
2.



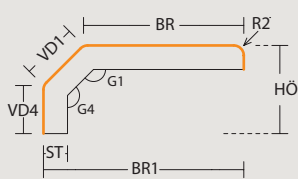
3.



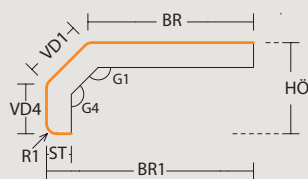
4.



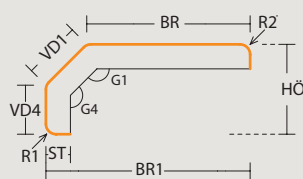
5.



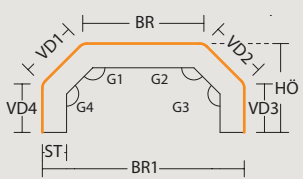
6.



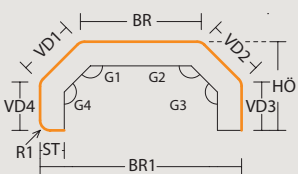
7.



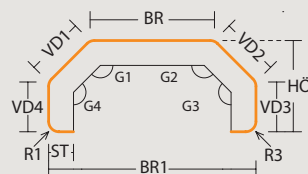
8.



9.



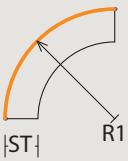
10.



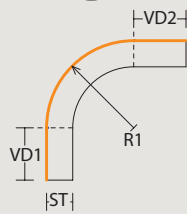
gruppe K



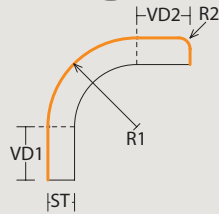
1.



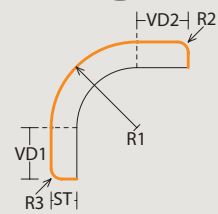
2.



3.



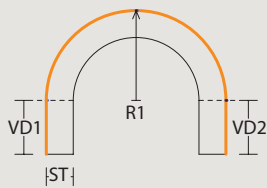
4.



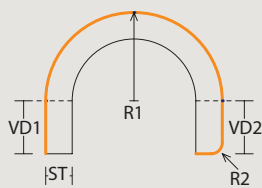
5.



6.



7.



8.

